

Market close: 3 July 2026

July 3, 2026

Prepared by: Economic, Exchange and Stock Market Analysis
 analisis@monex.com.mx

- The peso closed the session with a depreciation of 0.07%, remaining in the fluctuation range between \$17.41 and \$17.49.
- Towards the overnight for USD/MXN we estimate a range between \$17.41 and \$17.54.
- Stock markets in the U.S. closed, in Mexico with marginal losses.

Economic: consumer confidence in Mexico

The day's agenda was quite modest, but the publication of the local consumer confidence report, corresponding to June, stood at 43.8 points, from 43.4 previously.

The peso loses ground against the dollar

Today, the peso fell and closed with a price of \$17.48 per dollar, showing a depreciation of 0.07% compared to the previous close. The DXY pared losses and closed with a loss of 0.02% compared to the previous close. The peso was affected by the technical recovery of the U.S. dollar, despite the low volume of operations given the U.S. holiday. For overnight, we would expect USD/MXN to oscillate in a range between \$17.41 and \$17.54, considering the trend of the dollar, pending the resumption of the markets in the US and the publication of the local gross fixed investment report on Monday.

Stock indices with low volume

At the end of the week, the main stock indices in the U.S. remained closed for the "Independence Day" holiday. In Mexico, the IPyC marginally lost -0.02%, consolidating in the range of 67,000 points, in a session marked by low volume.

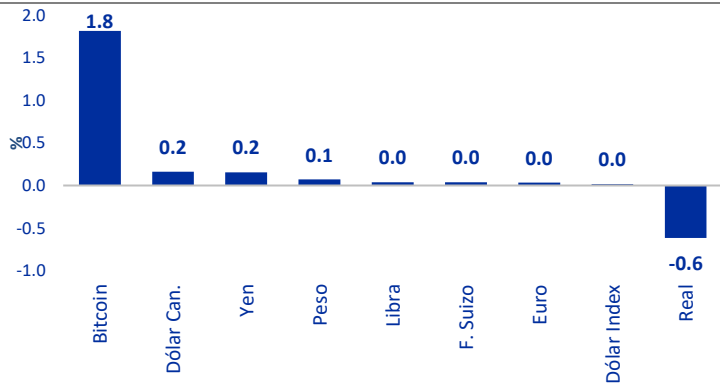
USD/MXN Exchange Rate



MXN Currency (Mexican Peso Spot) Monex Analisis Apertura Daily 13MAY2025-03JUL2026
 Copyright© 2026 Bloomberg Finance L.P. 03-Jul-2026 14:37:43

Source: Bloomberg.

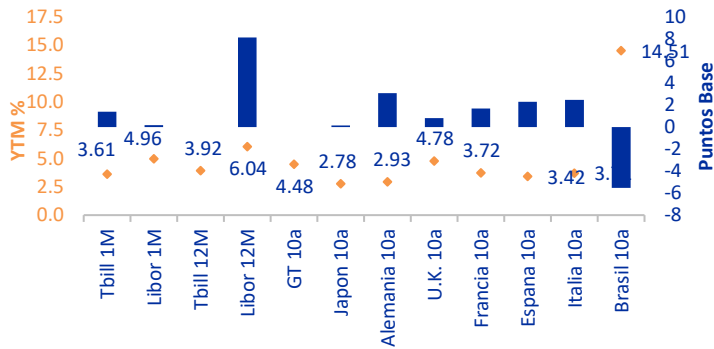
Currencies



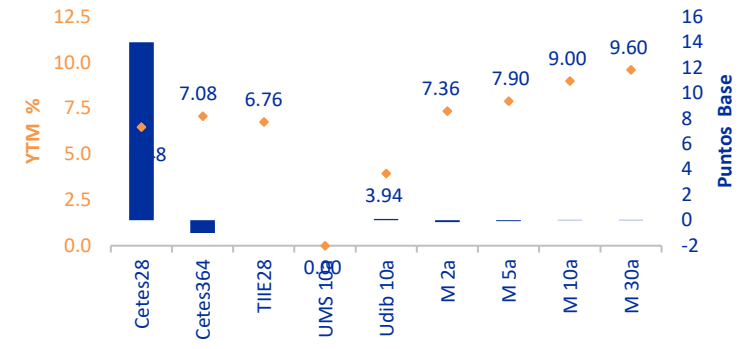
Currencies

	USD	EUR	JPY	GBP	CAD	BRL	MXN
MXN	17.4754	19.9849	0.1083	23.3314	12.3023	0.2958	WEIGHTS
BRL	5.1692	5.9115	0.5598	6.9014	3.6390	REAL	0.2958
CAD	1.4205	1.6245	0.0088	1.8965	DOLLARS	0.2748	0.0813
GBP	0.7490	0.8566	0.0046	POUNDS	0.5273	0.1449	0.0429
JPY	161.3600	184.5313	YEN	215.4317	113.5938	31.2157	9.2336
EUR	0.8744	EUROS	0.0054	1.1675	0.6156	0.1692	0.0500
USD	DOLLARS	1.1436	0.0062	1.3351	0.7040	0.1935	0.0572

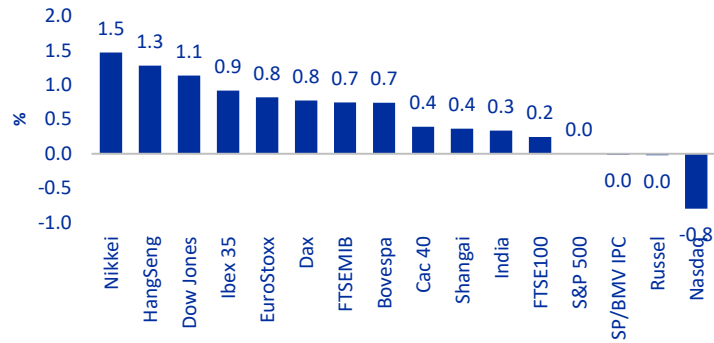
International Fees



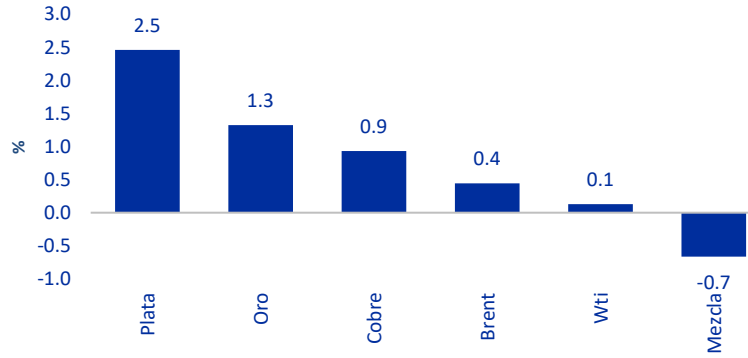
Local Rates



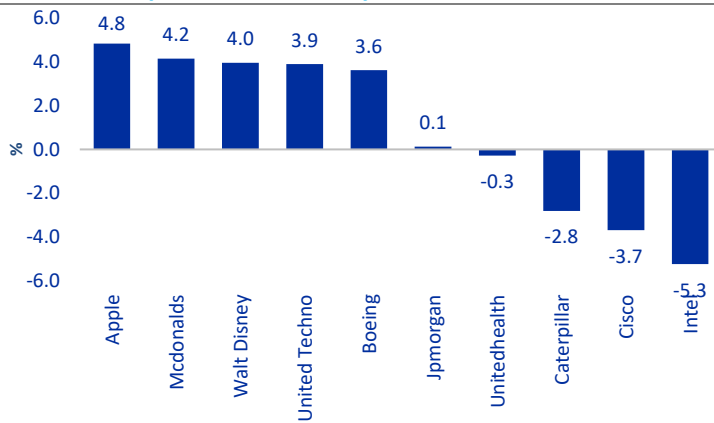
Indexes



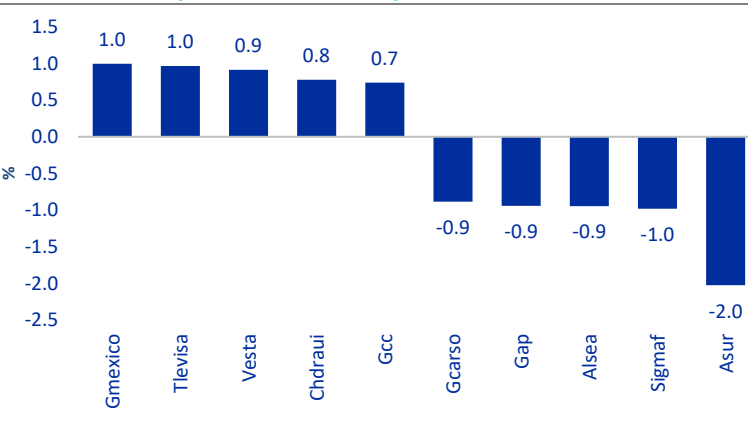
Commodities



Dow Jones (Winners/Losers)



S&P/BMV IPC (Winners/Losers)



Closures			Variation				
Currencies	Current	Previous	1d	5d	1m	Acum. 2026	12m
Weight	17.48	17.46	0.07%	-0.17%	0.78%	-2.96%	-6.29%
Dollar Index	100.87	100.86	0.02%	-0.48%	1.35%	2.59%	3.80%
Euro	1.14	1.14	0.03%	0.46%	-1.39%	-2.64%	-2.73%
Yen	161.36	161.11	0.16%	-0.23%	0.81%	2.97%	11.34%
Libra	1.34	1.33	0.04%	1.14%	-0.50%	-0.92%	-2.23%
Dollar Can.	1.42	1.42	0.16%	0.07%	2.22%	3.50%	4.58%
F. Swiss	0.80	0.80	0.04%	-0.72%	1.49%	1.43%	1.11%
Real	5.17	5.20	-0.62%	-0.05%	2.07%	-5.94%	-4.43%
Bitcoin	62,632.84	61,516.59	1.81%	5.14%	-3.51%	-28.54%	-43.05%

% Closures			Pb Variation				
Fees	Current	Previous	1d	5d	1m	Acum. 2026	12m
Cetes28	6.48	6.34	14.00	-2.00	12.00	-66.00	-123.00
Cetes364	7.08	7.09	-1.00	2.00	-1.00	-49.00	-121.00
TIIE28	6.76	6.76	0.00	0.00	3.02	-62.31	-150.81
UMS 10a							
Udib 10a	3.94	3.94	0.10	1.03	9.10	-20.01	-67.98
M 2a	7.36	7.36	-0.16	0.80	-14.57	-12.57	-79.95
M 5a	7.90	7.90	-0.06	-0.55	-20.65	-27.97	-63.30
M 10a	9.00	9.00	0.03	9.77	-13.50	-11.13	-29.86
M 30a	9.60	9.60	0.00	17.69	2.95	9.03	-18.85

Closures			Variation				
Indexes	Current	Previous	1d	5d	1m	Acum. 2026	12m
Dow Jones	52,900	52,305	1.14%	1.89%	4.00%	10.06%	18.01%
S&P 500	7,483	7,483	0.00%	1.71%	1.35%	9.32%	19.17%
Nasdaq	25,833	26,040	-0.80%	1.87%	0.48%	11.15%	25.39%
Russell	4,268	4,269	-0.02%	1.75%	1.86%	9.93%	19.45%
SP/BMV IPC	67,060	67,071	-0.02%	-0.25%	-1.79%	4.28%	15.84%
Bovespa	174,070	172,788	0.74%	0.45%	2.20%	8.03%	23.52%
EuroStoxx	6,413	6,360	0.82%	3.07%	5.93%	10.73%	20.02%
Dax	25,779	25,581	0.78%	4.49%	3.97%	5.26%	7.71%
Cac 40	8,508	8,475	0.39%	1.47%	4.39%	4.40%	9.72%
Ibex 35	19,852	19,672	0.92%	2.20%	9.22%	14.70%	39.97%
FTSE100	10,679	10,653	0.25%	1.63%	3.36%	7.53%	21.03%
FTSEMIB	52,819	52,428	0.75%	3.03%	5.56%	17.52%	32.24%
Nikkei	69,744	68,733	1.47%	0.55%	4.74%	38.55%	75.19%
HangSeng	23,350	23,055	1.28%	1.18%	-8.91%	-8.90%	-2.99%
Shanghai	4,044	4,029	0.37%	0.41%	-0.99%	1.88%	16.83%
India	77,764	77,502	0.34%	0.86%	4.74%	-8.75%	-6.79%

Closures %			Pb Variation				
Fees	Current	Previous	1d	5d	1m	Acum. 2026	12m
Tbill 1M	3.61	3.60	1.38	-3.94	-5.43	2.31	-60.48
Libor 1M	4.96	4.96	0.16	-0.91	-34.97	-50.90	-47.33
Tbill 12M	3.92	3.92	0.00	1.12	12.27	45.49	-14.72
Libor 12M	6.04	5.96	8.13	11.61	31.11	55.93	242.24
GT 10a	4.48	4.48	0.00	11.46	-1.14	31.62	13.75
Japan 10a	2.78	2.78	0.15	17.10	14.65	71.75	134.20
Germany 10th	2.93	2.90	3.06	8.39	-10.08	7.97	32.04
U.K. 10a	4.78	4.77	0.81	5.19	-14.76	30.69	24.29
France 10th	3.72	3.71	1.68	9.00	5.28	16.10	44.97
Spain 10th	3.42	3.40	2.29	7.77	-4.10	13.33	19.32
Italy 10th	3.71	3.68	2.45	12.14	-6.71	15.85	25.90
Brazil 10th	14.51	14.57	-5.52	0.56	-0.29	77.80	93.25

Closures			Variation				
Commodities	Current	Previous	1d	5d	1m	Acum. 2026	12m
Gold	4,177	4,122	1.32%	2.16%	-5.81%	-3.30%	25.58%
Silver	62	61	2.46%	5.52%	-14.16%	-12.90%	69.42%
Copper	617	611	0.93%	0.45%	-5.16%	8.61%	21.08%
Wti	69	69	0.13%	-0.65%	-28.37%	19.78%	2.66%
Brent	72	72	0.45%	0.18%	-26.27%	18.52%	4.83%
Mixing	63	63	-0.67%	-7.99%	-31.14%	16.90%	-1.24%

Disclaimer

The shared reports contain certain current and forward-looking statements and information that are based on public information, obtained from sources believed to be reliable, however, there is no warranty, explicit or implicit, of their reliability, so MONEX does not offer any guarantee as to their accuracy or completeness.

The information presented may be subject to future and uncertain events, which could have a material impact on it.

The public having access to these reports should be aware that the contents of these reports do NOT constitute an offer or recommendation by MONEX to buy or sell securities or currencies, or to carry out specific operations. Likewise, it does not imply for any reason the certification of the goodness of the security or the solvency of the issuer.

